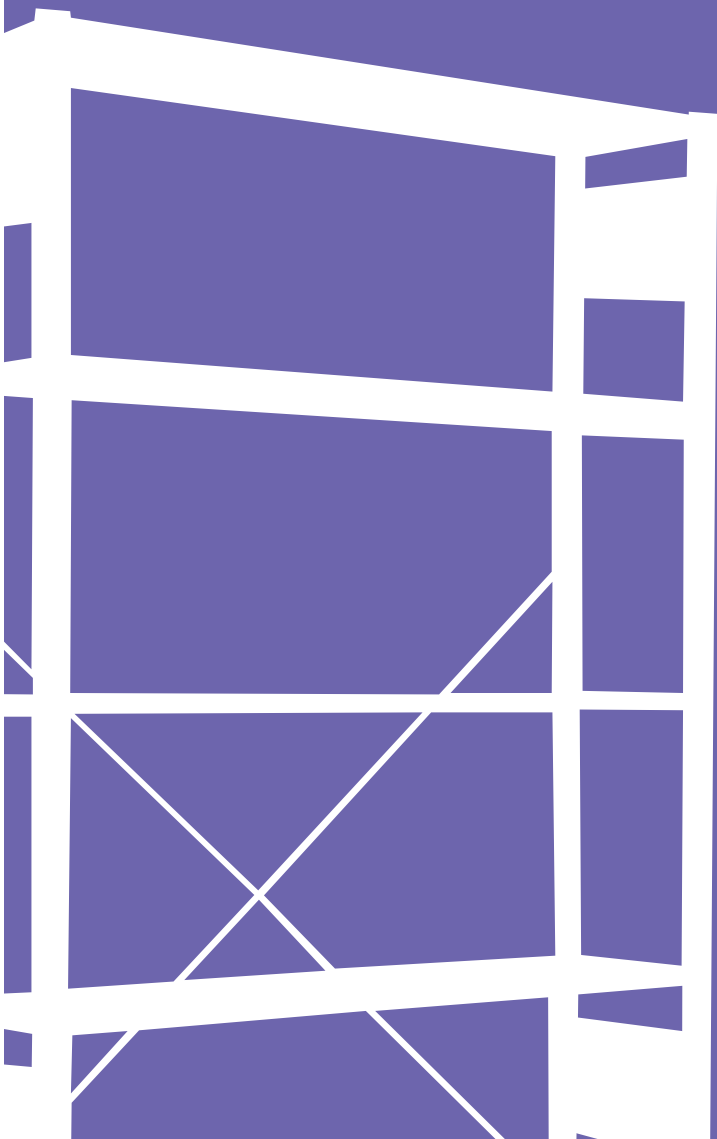


# shelving & accessories



## Medium Duty Boltless Shelving

Versatile shelving system for workshop, warehouse, store rooms and office environments.

- Easily assembled boltless system
- All frames are delivered knock down - rapid assembly without tools
- Wide range of sizes and accessories available
- Shelves adjustable at 25mm vertical centres
- Bay load capacity up to 1100kg
- 100kg Shelf load UDL
- Pre-galvanised finish as standard



From only  
**£61.10**  
Per bay



\*UDL = Uniformly Distributed Load

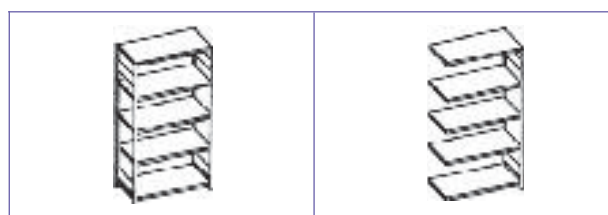
Bay load capacity up to 1100kg



Please note:

Other bay heights are available.

Please call for more details



Height	Width	Depth	No. of shelves	Bay Load	Starter Bay		Add-on Bay	
					Order	Price £	Order	Price £
2000	1000	300	5	900	ME201030SM	£77.77	ME201030XM	£61.10
2000	1000	400	5	900	ME201040SM	£78.27	ME201040XM	£64.13
2000	1000	500	5	900	ME201050SM	£84.33	ME201050XM	£69.69
2000	1000	600	5	900	ME201060SM	£93.42	ME201060XM	£77.26
2500	1000	400	5	1100	ME251040SM	£94.43	ME251040XM	£72.21
2500	1000	500	5	1100	ME251050SM	£101.00	ME251050XM	£78.27
2500	1000	600	5	1100	ME251060SM	£111.61	ME251060XM	£86.35

### Information box

Safety note:

Racks with a height to depth ratio of more than 5:1 should be fixed to the floor to prevent tipping.

Bay loads are based on runs of more than 3 bays.

### Extra Shelves

Width	Depth	Load	Order	Price £
1000	300	100kg	VME86967	£11.10
1000	400	100kg	VME86968	£12.11
1000	500	100kg	VME86969	£13.63
1000	500	100kg	VME86970	£15.14



## Heavy Duty Boltless Shelving

Versatile shelving system for workshop, warehouse, store rooms and office environments.

- Easily assembled boltless system
- All frames are delivered knock down - rapid assembly without tools
- Wide range of sizes and accessories available
- Shelves adjustable at 25mm vertical centres
- Bay load capacity up to 1250kg
- 150kg Shelf load UDL
- Pre-galvanised finish as standard



From only  
**£68.17**  
Per bay




\*UDL = Uniformly Distributed Load

Bay load capacity up to 1380kg



Please note:  
Other bay heights are available.  
Please call for more details



Height	Width	Depth	No. of shelves	Bay Load Kg	Starter Bay		Add-on Bay	
					Order	Price £	Order	Price £
2000	1000	300	5	1100	ME201030S	£86.35	ME201030X	£68.17
2000	1000	400	5	1100	ME201040S	£86.86	ME201040X	£71.20
2000	1000	500	5	1100	ME201050S	£93.93	ME201050X	£77.77
2000	1000	600	5	1100	ME201060S	£93.42	ME201060X	£85.85
2500	1000	400	5	1380	ME251040S	£94.43	ME251040X	£80.29
2500	1000	500	5	1380	ME251050S	£101.00	ME251050X	£86.86
2500	1000	600	5	1380	ME251060S	£124.23	ME251060X	£95.95

### Information box

#### Larger projects?

Please call one of our trained advisers to discuss your requirements.  
Discounts available for large order quantities.

### Extra Shelves (inc clips)

Width	Depth	Load kg	Order	Price £
1000	300	150	VME94756	£12.62
1000	400	150	VME94757	£13.63
1000	500	150	VME94758	£15.14
1000	600	150	VME94759	£16.66



**Pre-packed Boltless Shelving sets**  
Versatile shelving system for workshop, warehouse, store room, office.

- Easily assembled boltless system
- Pre-packed kits allow for ease of transport
- Shelves adjustable at 25mm vertical centres
- Bay load capacity up to 1260kg
- Shelf-/bay loads based on uniformly distributed loads and on runs of three or more bays



From Only  
**£61.29**  
Per Bay



**Pre-packed Boltless Shelving sets**

**150kg Shelf Load**

Height	Width	Depth	No. of shelves	Bay Load	Finish	Starter Bay		Add on Bay	
						Order	Price £	Order	Price £
2000mm	1000mm	400mm	4	900kg	Pre-galvanised	V94952L	£84.69	V94953L	£61.29
2000mm	1000mm	500mm	4	900kg	Pre-galvanised	V94954L	£90.65	V94955L	£68.24
2000mm	1000mm	600mm	4	900kg	Pre-galvanised	V94956L	£101.95	V94957L	£76.08

**Extra Shelves**

Width	Depth	Finish	Order	Price £
1000mm	400mm	Pre-galvanised	VME94757	£13.63
1000mm	500mm	Pre-galvanised	VME94758	£15.14
1000mm	600mm	Pre-galvanised	VME94759	£16.66

**Boltless Shelving parcels**

Versatile shelving for multiple use. Painted finish perfect for office applications.

- Ready packed units for easy transportation
- Shelves adjustable in height by 25mm
- Type 1 - Pre-galvanised finish for industrial applications
- Type 2 and 3 - Powder coated finish RAL7025 light grey for office applications

Type	Height	Width	Depth	No. of shelves	Bay Load	Starter Bay		Add on Bay	
						Order	Price £	Order	Price £
Type 1	1800mm	1000mm	400mm	4	900kg	V98278	£99.71	V98279	£71.02
Type 2	1800mm	1000mm	300mm	5	900kg	V98280	£92.33	V98281	£83.47
Type 3	900mm	1000mm	300mm	3	900kg	V98282	£66.48	V98283	£49.63



Type 1



Type 2



Type 3





## APEX Versatile Longspan Shelving

### Create large volume storage quickly and simply

- Multi-purpose, durable, hardworking shelving for high volume storage
- Perfect for high rise and multi-tier structures
- Fully adjustable shelving levels
- Heights up to 8.4m in a single section
- Range of depths to suit any application
- Frames pre assembled
- Wide choice of accessories including: Steel or chipboard shelves, Mesh panels, Garment hanging rails
- Combines versatility with rugged good looks
- Six standard beam sections and a range of shelving options, caters for a wide range of loadings




## Concerned about strength?

### Longspan supports up to 4200kg per bay

If you don't find what you want in our standard range, we'll make it for you.

- Frame Heights – from 1200 to 8400mm (50mm increments)
- Frame Depths – from 450 to 1350mm
- Bay Clear Entry – from 1200 to 3000mm
- Beam Depths – 38mm to 100mm
- Standard Finish – Uprights Grey RAL 7035 epoxy coated Beams orange epoxy powder coated (special colours available on request at extra cost)
- Step beams galvanised finish



## information box

### Free Planning

**Just give us a call and one of our trained advisers will help you plan your storage area**

Helping to set the standards of design and manufacturing within industry

Apex Longspan shelving is designed and manufactured in accordance with all major European and British quality approval systems (BS EN ISO9001)

Meets and in many cases exceeds all standards set by SEMA (Storage Equipment Manufacturers')




Longspan components

3 Steps to Shelving Success

1. Work out how many frames you need

There is just one standard frame in multiple heights and depths. Simply allow two for the first bay, then one for each add-on bay.



Frame Height	Depth 450mm		Depth 600mm		Depth 750mm		Depth 900mm	
	Order	Price £	Order	Price £	Order	Price £	Order	Price £
1800mm	LSR18000450GR	£37.81	LSR18000600GR	£38.83	LSR18000750GR	£39.94	LSR18000900GR	£41.09
2400mm	LSR24000450GR	£46.15	LSR24000600GR	£47.36	LSR24000750GR	£48.70	LSR24000900GR	£50.10
3000mm	LSR30000450GR	£54.50	LSR30000600GR	£55.90	LSR30000750GR	£57.46	LSR30000900GR	£59.12
3600mm	LSR36000450GR	£66.33	LSR36000600GR	£67.92	LSR36000750GR	£69.70	LSR36000900GR	£71.61
4200mm	LSR42000450GR	£74.68	LSR42000600GR	£76.45	LSR42000750GR	£78.47	LSR42000900GR	£80.63
4800mm	LSR48000450GR	£83.03	LSR48000600GR	£84.99	LSR48000750GR	£87.23	LSR48000900GR	£89.64



2. Choose your beam (price per single beam)

Beams simply join to uprights without bolts. Easy order complete shelf sets also available. See below.

Beam Length	Load 500kg UDL per beam level		Load 1000kg UDL per beam level	
	Order	Price £	Order	Price £
1200mm	LU050S1200005OR	£10.30	N/A	N/A
1800mm	LU050S1800005OR	£12.90	LU070S1800005OR	£14.96
2100mm	LU060S2100005OR	£15.16	LU085S2100005OR	£17.91
2400mm	LU070S2400005OR	£17.90	LU085S2400005OR	£19.67
2700mm	LU070S2700005OR	£19.14	LU100S2700005OR	£23.27

3. Select Shelving Type

Notched Decks

Depth	Width	Loading UDL	Order	Price £
450mm	300mm	176kg per deck	AN3000450SGV	£4.64
600mm	300mm	170kg per deck	AN3000600SGV	£4.81
750mm	300mm	161kg per deck	AN3000750SGV	£5.96
900mm	300mm	143kg per deck	AN3000900SGV	£7.10
450mm	300mm	231kg per deck	AN3000450HGV	£5.25
600mm	300mm	221kg per deck	AN3000600HGV	£5.61
750mm	300mm	210kg per deck	AN3000750HGV	£6.95
900mm	300mm	189kg per deck	AN3000900HGV	£8.29

Accessories

Description	Order	Price £
Holding down bolt	VBLTBFF1240ZP	£0.54
2mm levelling plate	LLP2UN	£0.60
3mm levelling plate	LLP3UN	£0.73



Shelving Sets - Chipboard

Width	Depth 450mm		Depth 600mm		Depth 900mm	
	Order	Price £	Order	Price £	Order	Price £
1800mm	LS18000450C	£34.58	LS18000600C	£37.30	LS18000900C	£43.96
2100mm	LS21000450C	£40.04	LS21000600C	£42.84	LS21000900C	£49.42
2400mm	LS24000450C	£47.15	LS24000600C	£49.95	LS24000900C	£55.20

598kg Load (udl) per 1800 shelf level, 380kg Load (udl) per 2400 shelf level

Shelving Sets - Steel

Width	UDL per beam level	Depth 450mm		Depth 600mm		Depth 900mm	
		Order	Price £	Order	Price £	Order	Price £
1800mm	500kg	LU05018000450D	£53.70	LU05018000600D	£54.71	LU05018000900D	£68.49
1800mm	1000kg	LU07018000450D	£57.85	LU07018000600D	£58.56	LU07018000900D	£79.79
2100mm	500kg	LU06021000450D	£62.89	LU06021000600D	£64.06	LU06021000900D	£80.14
2100mm	1000kg	LU08521000450D	£68.38	LU08521000600D	£69.55	LU08521000900D	£85.62
2400mm	500kg	LU07024000450D	£73.02	LU07024000600D	£74.37	LU07024000900D	£92.74
2400mm	1000kg	LU08524000450D	£76.55	LU08524000600D	£77.90	LU08524000900D	£96.26

## APEX Longspan Chipboard Shelving Bays

Multi-purpose shelving for bulk storage. Typically used in warehouses, factories and storerooms.

- These simple to order bays are quick to build and easy to extend
- Grey powder coated frames with galvanised bracing supplied fully assembled
- Beams simply lock into frames
- 25mm chipboard slots into the beams creating a flush finish
- Chipboard shelves carry up to 500kg UDL
- Bays can carry up to 4291kg

From only  
**£131.56**  
Per bay




\*UDL = Uniformly Distributed Load


Bay Load of 4291kg with a maximum height to first beam level of 1000mm




### 450mm Deep Bays



Height (mm)	Width (mm)	Depth (mm)	No of levels	level load (Udl)	Starter Bays			Add on Bays		
					Order	Price £ 1-5 Bays	Price £ 6+ Bays	Order	Price £ 1-5 Bays	Price £ 6+ Bays
1800	1800	450	3	500kg	LSS184518CS	£179.54	£166.71	LSS184518CX	£141.68	£131.56
1800	2100	450	3	380kg	LSS184521CS	£195.81	£181.83	LSS184521CX	£157.97	£146.69
1800	2400	450	3	380kg	LSS184524CS	£217.14	£201.63	LSS184524CX	£179.29	£166.49
2400	1800	450	3	500kg	LSS244518CS	£196.22	£182.21	LSS244518CX	£149.95	£139.24
2400	2100	450	3	500kg	LSS244521CS	£212.52	£197.34	LSS244521CX	£166.32	£154.44
2400	2400	450	3	500kg	LSS244524CS	£233.84	£217.14	LSS244524CX	£187.64	£174.24

**600mm Deep Bays**


Height (mm)	Width (mm)	Depth (mm)	No of levels	level load (Udl)	Starter Bays			Add on Bays		
					Order	Price £ 1-5 Bays	Price £ 6+ Bays	Order	Price £ 1-5 Bays	Price £ 6+ Bays
1800	1800	600	3	500kg	LSS186018CS	£189.63	£176.09	LSS186018CX	£150.76	£139.99
1800	2100	600	3	380kg	LSS186021CS	£206.27	£191.54	LSS186021CX	£167.40	£155.45
1800	2400	600	3	380kg	LSS186024CS	£227.60	£211.34	LSS186024CX	£188.73	£175.25
2400	1800	600	3	500kg	LSS246018CS	£206.71	£191.94	LSS246018CX	£159.30	£147.92
2400	2100	600	3	500kg	LSS246021CS	£223.35	£207.40	LSS246021CX	£175.94	£163.38
2400	2400	600	3	500kg	LSS246024CS	£244.67	£227.20	LSS246024CX	£197.27	£183.18

**900mm Deep Bays**


Height (mm)	Width (mm)	Depth (mm)	No of levels	level load (Udl)	Starter Bays			Add on Bays		
					Order	Price £ 1-5 Bays	Price £ 6+ Bays	Order	Price £ 1-5 Bays	Price £ 6+ Bays
1800	1800	900	3	500kg	LSS189018CS	£214.15	£198.85	LSS189018CX	£173.01	£160.65
1800	2100	900	3	380kg	LSS189021CS	£230.52	£214.06	LSS189021CX	£189.39	£175.86
1800	2400	900	3	380kg	LSS189024CS	£248.77	£231.00	LSS189024CX	£207.63	£192.80
2400	1800	900	3	500kg	LSS249018CS	£232.18	£215.59	LSS249018CX	£182.03	£169.02
2400	2100	900	3	500kg	LSS249021CS	£248.56	£230.80	LSS249021CX	£198.41	£184.24
2400	2400	900	3	500kg	LSS249024CS	£266.80	£247.74	LSS249024CX	£216.65	£201.18


**Shelving Sets - Chipboard**

Width	Depth 450mm		Depth 600mm		Depth 900mm	
	Order	Price £	Order	Price £	Order	Price £
1800mm	LS18000450C	£34.58	LS18000600C	£37.30	LS18000900C	£43.96
2100mm	LS21000450C	£40.04	LS21000600C	£42.84	LS21000900C	£49.42
2400mm	LS24000450C	£47.15	LS24000600C	£49.95	LS24000900C	£55.50

500kg Load (udl) per 1800mm shelf level, 380kg Load (udl) per 2400mm shelf level


**Accessories**

Description	Order	Price £
Holding down bolt	VBLTBFF1240ZP	£0.54
2mm levelling plate	LLP2UN	£0.60
3mm levelling plate	LLP3UN	£0.73

**information box**

Can't find the size you require?  
This is only a sample of the large range of sizes we can offer; please call one of our trained experts to discuss your requirements.




### APEX Longspan Steel Shelving Bays

Multi-purpose shelving for bulk storage. Typically used in warehouses, factories and storerooms.

- These simple to order bays are quick to build and easy to extend
- Grey powder coated frames with galvanised bracing supplied fully assembled
- Beams simply lock into frames
- Steel decks fit neatly over beams creating a smooth finish
- Steel shelves carry up to 1000kg UDL (Please call for details)
- Bays can carry up to 4291kg



From only  
**£153.23**  
 Per bay




\*UDL = Uniformly Distributed Load

Bay Load of 4291kg with a maximum height to first beam level of 1000mm




#### 450mm Deep Bays



Height (mm)	Width (mm)	Depth (mm)	No of levels	level load (Udl)	Starter Bays			Add on Bays		
					Order	Price £ 1-5 Bays	Price £ 6+ Bays	Order	Price £ 1-5 Bays	Price £ 6+ Bays
1800	1200	450	3	500kg	LSS184512DS	£208.76	£193.85	LSS184512DX	£165.02	£153.23
1800	1800	450	3	500kg	LSS184518DS	£236.80	£219.88	LSS184518DX	£198.97	£184.76
1800	2100	450	3	500kg	LSS184521DS	£264.35	£245.47	LSS184521DX	£226.52	£210.34
1800	2400	450	3	500kg	LSS184524DS	£294.76	£273.70	LSS184524DX	£256.93	£238.58
1800	2700	450	3	500kg	LSS184527DS	£316.09	£293.51	LSS184527DX	£278.26	£258.39
2400	1800	450	3	500kg	LSS244518DS	£253.49	£235.38	LSS244518DX	£207.31	£192.50
2400	2100	450	3	500kg	LSS244521DS	£311.47	£289.22	LSS244521DX	£234.86	£218.09
2400	2400	450	3	500kg	LSS244524DS	£281.06	£260.99	LSS244524DX	£265.27	£246.32
2400	2700	450	3	500kg	LSS244527DS	£332.67	£308.91	LSS244527DX	£286.47	£266.01

**600mm Deep Bays**


Height (mm)	Width (mm)	Depth (mm)	No of levels	level load (Udl)	Starter Bays			Add on Bays		
					Order	Price £ 1-5 Bays	Price £ 6+ Bays	Order	Price £ 1-5 Bays	Price £ 6+ Bays
1800	1200	600	3	500kg	LSS186012DS	£208.76	£193.85	LSS186012DX	£164.02	£152.31
1800	1800	600	3	500kg	LSS186018DS	£241.86	£224.59	LSS186018DX	£203.00	£188.50
1800	2100	600	3	500kg	LSS186021DS	£269.92	£250.64	LSS186021DX	£231.06	£214.55
1800	2400	600	3	500kg	LSS186024DS	£300.83	£279.34	LSS186024DX	£261.97	£243.26
1800	2700	600	3	500kg	LSS186027DS	£322.67	£299.62	LSS186027DX	£283.81	£263.54
2400	1800	600	3	500kg	LSS246018DS	£258.94	£240.45	LSS246018DX	£211.54	£196.43
2400	2100	600	3	500kg	LSS246021DS	£287.00	£266.50	LSS246021DX	£239.60	£222.48
2400	2400	600	3	500kg	LSS246024DS	£317.91	£295.20	LSS246024DX	£270.51	£251.19
2400	2700	600	3	500kg	LSS246027DS	£339.66	£315.40	LSS246027DX	£292.25	£271.38

**900mm Deep Bays**


Height (mm)	Width (mm)	Depth (mm)	No of levels	level load (Udl)	Starter Bays			Add on Bays		
					Order	Price £ 1-5 Bays	Price £ 6+ Bays	Order	Price £ 1-5 Bays	Price £ 6+ Bays
1800	1200	900	3	500kg	LSS189012DS	£228.64	£212.30	LSS189012DX	£183.91	£170.77
1800	1800	900	3	500kg	LSS189018DS	£287.73	£267.18	LSS189018DX	£246.60	£228.98
1800	2100	900	3	500kg	LSS189021DS	£322.67	£299.62	LSS189021DX	£281.54	£261.43
1800	2400	900	3	500kg	LSS189024DS	£360.47	£334.72	LSS189024DX	£319.34	£296.53
1800	2700	900	3	500kg	LSS189027DS	£389.20	£361.40	LSS189027DX	£348.07	£323.21
2400	1800	900	3	500kg	LSS249018DS	£305.76	£283.92	LSS249018DX	£255.61	£237.35
2400	2100	900	3	500kg	LSS249021DS	£340.70	£316.37	LSS249021DX	£290.56	£269.80
2400	2400	900	3	500kg	LSS249024DS	£378.50	£351.47	LSS249024DX	£328.36	£304.90
2400	2700	900	3	500kg	LSS249027DS	£407.23	£378.14	LSS249027DX	£357.08	£331.58


**Shelving Sets – Steel**

Width	UDL per beam level	Depth 450mm		Depth 600mm		Depth 900mm	
		Order	Price £	Order	Price £	Order	Price £
1800mm	500kg	LU05018000450D	£53.70	LU05018000600D	£54.71	LU05018000900D	£68.49
1800mm	1000kg	LU07018000450D	£57.85	LU07018000600D	£58.86	LU07018000900D	£79.79
2100mm	500kg	LU06021000450D	£62.89	LU06021000600D	£64.06	LU06021000900D	£80.14
2100mm	1000kg	LU08521000450D	£68.38	LU08521000600D	£69.55	LU08521000900D	£85.62
2400mm	500kg	LU07024000450D	£73.02	LU07024000600D	£74.37	LU07024000900D	£92.74
2400mm	1000kg	LU08524000450D	£76.55	LU08524000600D	£77.90	LU08524000900D	£96.26


**Accessories**

Description	Order	Price £
Holding down bolt	VBLTBFF1240ZP	£0.54
2mm levelling plate	LLP2UN	£0.60
3mm levelling plate	LLP3UN	£0.73

**information box**

Can't find the size you require? This is only a sample of the large range of sizes we can offer; please call one of our trained experts to discuss your requirements.


## Spur® Twin Slot Shelving

- The original and best twin slot shelving
- Exceptional strength
- Easy to install
- Ideal for offices, libraries and workshops
- Easy to adjust and add to
- Wide range of sizes
- Choice of white, grey and black epoxy powder coated finish
- Colour matching and special colours available upon request

### 3 Shelf Kit

Depth	Width	Height	No. Levels	Order	Price £ 1-3	Price £ 4-9	Price £ 10+
170mm	1000mm	1000mm	3	VZTS3KIT170	£99.98	£96.78	£91.68
220mm	1000mm	1000mm	3	VZTS3KIT220	£104.96	£101.76	£97.05
270mm	1000mm	1000mm	3	VZTS3KIT270	£114.01	£110.81	£105.90
320mm	1000mm	1000mm	3	VZTS3KIT320	£117.14	£113.94	£109.03
370mm	1000mm	1000mm	3	VZTS3KIT370	£136.70	£133.50	£128.59

The above package kits only available in white



### Metal Shelf


Order	Description	Width	Depth	Price £
V2129312	Metal Shelf	1000mm	170mm	£18.70
V2129313	Metal Shelf	1000mm	220mm	£20.60
V2129314	Metal Shelf	1000mm	270mm	£22.10
V2129315	Metal Shelf	1000mm	320mm	£22.00
V2129316	Metal Shelf	1000mm	370mm	£24.00
V2129317	Metal Shelf	1000mm	470mm	£30.00
V2129526	Metal Shelf	1000mm	610mm	£36.00

### Upright

Order	Description	Height	Price £
V212001050	Wall Mounted Upright	520mm	£2.85
V212001100	Wall Mounted Upright	1000mm	£5.75
V212001122	Wall Mounted Upright	1220mm	£6.90
V212001150	Wall Mounted Upright	1500mm	£8.40
V212001198	Wall Mounted Upright	1980mm	£10.00
V212001220	Wall Mounted Upright	2200mm	£12.80

### Bracket

Order	Description	Depth	Price £
V212006012	Bracket 2 Slots	120mm	£1.60
V212006017	Bracket 2 Slots	170mm	£1.80
V212006022	Bracket 2 Slots	220mm	£2.40
V212006027	Bracket 2 Slots	270mm	£2.60
V212006032	Bracket 2 Slots	320mm	£2.85
V212006037	Bracket 2 Slots	370mm	£3.40
V212006161	Reinforced Bracket 4 Slots	610mm	£7.80



### Bookend

Order	Description	Depth	Price £
V212016015	Spring Bookends 2 pack	150mm	£6.85
V212016020	Spring Bookends 2 pack	200mm	£4.20
V212016025	Spring Bookends 2 pack	250mm	£5.20

For large quantities, special sizes or colours  
please call for quotation

## Workplace Shelving

This stylish shelving system offers a wide range of accessories making it a flexible and affordable option for all your storage needs.

- Bay loads of 500kg.
- Shelf loads of 80kg UDL.
- Available as open or fully clad bays.
- New hard wearing, anti-bacterial, powder coating make this system suitable for clean environments.
- Shelves are clipped for quick and easy assembly.
- Quality engineered to provide a sturdy and robust shelving system that will give many years of service.
- A range of heights and depths are available to suit your needs.
- A wide range of accessories makes this a truly flexible system to suit your needs.



From only  
**£84.13**  
Per bay



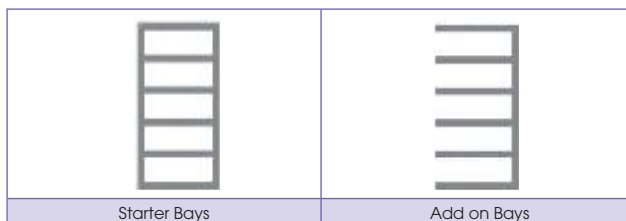
shelf load

\*UDL = Uniformly Distributed Load

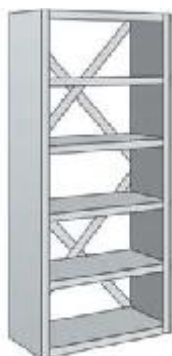
Bays can carry up to 500kg per bay



shelf load



### Open Bays



900mm wide							
Height (mm)	Width (mm)	Depth (mm)	No of levels	Order	Price £	Order	Price £
1880	900	300	6	VMS18900300OOST	£102.47	VMS18900300OEX	£84.13
1880	900	350	6	VMS18900350OOST	£111.03	VMS18900350OEX	£90.97
1880	900	400	6	VMS18900400OOST	£119.73	VMS18900400OEX	£97.68
1880	900	450	6	VMS18900450OOST	£129.98	VMS18900450OEX	£105.50
1880	900	600	6	VMS18900600OOST	£168.22	VMS18900600OEX	£136.95
1000mm wide							
1880	1000	300	6	VMS181000300OOST	£105.32	VMS181000300OEX	£87.00
1880	1000	350	6	VMS181000350OOST	£114.17	VMS181000350OEX	£94.10
1880	1000	400	6	VMS181000400OOST	£123.42	VMS181000400OEX	£101.37
1880	1000	450	6	VMS181000450OOST	£133.68	VMS181000450OEX	£109.20
1880	1000	600	6	VMS181000600OOST	£173.50	VMS181000600OEX	£142.22



Accessories

There is a wide range of accessories available for our workplace shelving including:

- Door Sets
- Pull out shelves
- Pull out cradles
- Lateral rails
- Shelf dividers

Please visit our website for more details on the full range of accessories available or call one of our trained advisers.



Shelving & Accessories

From only  
**£104.80**  
Per bay




shelf load

\*UDL = Uniformly Distributed Load

Bays can carry up to 500kg per bay



Closed Bays



Height (mm)	Width (mm)	Depth (mm)	No of levels	900mm wide		1000mm wide	
				Order	Price £	Order	Price £
1880	900	300	6	VMS18900300CST	£123.13	VMS18900300CEX	£104.80
1880	900	350	6	VMS18900350CST	£131.68	VMS18900350CEX	£111.65
1880	900	400	6	VMS18900400CST	£140.40	VMS18900400CEX	£118.35
1880	900	450	6	VMS18900450CST	£150.67	VMS18900450CEX	£126.18
1880	900	600	6	VMS18900600CST	£188.90	VMS18900600CEX	£157.62
1000mm wide							
1880	1000	300	6	VMS181000300CST	£126.28	VMS181000300CEX	£107.95
1880	1000	350	6	VMS181000350CST	£135.13	VMS181000350CEX	£115.07
1880	1000	400	6	VMS181000400CST	£144.38	VMS181000400CEX	£122.33
1880	1000	450	6	VMS181000450CST	£154.63	VMS181000450CEX	£130.15
1880	1000	600	6	VMS181000600CST	£194.47	VMS181000600CEX	£163.18

## Economy Chrome Wire Shelving

### The ultimate multi-purpose shelving system

- Applications for all industries
- Superior strength to weight ratio - up to 300kg shelf loads
- Improved product visibility and air circulation
- Less moisture and dust accumulation
- Complete 1625mm high units with 4 standard shelves & posts
- Fully adjustable every 25mm
- 4 depths and 5 lengths
- Other post heights, shelf lengths and add-on bays are available. Please call us for more details

### Chrome Shelving

Depth	Width	Height	4 Tier Unit		Extra Shelves	
			Order	Price £	Order	Price £
305mm	760mm	1625mm	VEC32	£80.00	VEC1230	£12.80
305mm	915mm	1625mm	VEC37	£83.20	VEC1236	£13.60
305mm	1220mm	1625mm	VEC38	£92.80	VEC1248	£16.00
355mm	760mm	1625mm	VEC35	£83.20	VEC1430	£13.60
355mm	915mm	1625mm	VEC36	£89.60	VEC1436	£15.20
355mm	1220mm	1625mm	VEC30	£108.80	VEC1448	£20.00
460mm	760mm	1625mm	VEC43	£89.60	VEC1830	£15.20
460mm	915mm	1625mm	VEC44	£99.20	VEC1836	£17.60
460mm	1220mm	1625mm	VEC45	£121.60	VEC1848	£23.20
460mm	1520mm	1625mm	VEC46	£147.20	VEC1860	£29.60
460mm	1820mm	1625mm	VEC52	£169.60	VEC1872	£35.20
610mm	760mm	1625mm	VEC47	£112.00	VEC2430	£20.80
610mm	915mm	1625mm	VEC48	£124.80	VEC2436	£24.00
610mm	1220mm	1625mm	VEC49	£153.60	VEC2448	£31.20
610mm	1520mm	1625mm	VEC50	£182.40	VEC2460	£38.40
610mm	1820mm	1625mm	VEC55	£208.00	VEC2472	£44.80



1. Snap plastic collar onto post and it locks in position
2. Slide shelf over post until it rests on the collar
3. Tap shelf with rubber mallet to locate shelves firmly

### Perma Plus Shelving

- Anti-Bacterial coating fights germs
- 10 year Anti-Corrosion Guarantee
- Recommended for use in walk-in cold rooms & freezers

Depth	Width	Height	4 Tier Unit		Extra Shelves	
			Order	Price £	Order	Price £
305mm	760mm	1625mm	VEPP32	£76.80	VEPP1230	£12.00
305mm	915mm	1625mm	VEPP37	£83.20	VEPP1236	£13.60
305mm	1220mm	1625mm	VEPP38	£96.00	VEPP1248	£16.80
355mm	760mm	1625mm	VEPP35	£83.20	VEPP1430	£13.60
355mm	915mm	1625mm	VEPP36	£89.60	VEPP1436	£15.20
355mm	1220mm	1625mm	VEPP30	£108.80	VEPP1448	£20.00
460mm	760mm	1625mm	VEPP43	£89.60	VEPP1830	£15.20
460mm	915mm	1625mm	VEPP44	£99.20	VEPP1836	£17.60
460mm	1220mm	1625mm	VEPP45	£121.60	VEPP1848	£23.20
460mm	1520mm	1625mm	VEPP46	£140.80	VEPP1860	£28.00
460mm	1820mm	1625mm	VEPP52	£160.00	VEPP1872	£32.80
610mm	760mm	1625mm	VEPP47	£105.60	VEPP2430	£19.20
610mm	915mm	1625mm	VEPP48	£118.40	VEPP2436	£22.40
610mm	1220mm	1625mm	VEPP49	£144.00	VEPP2448	£28.80
610mm	1520mm	1625mm	VEPP50	£169.60	VEPP2460	£35.20
610mm	1820mm	1625mm	VEPP55	£188.80	VEPP2472	£40.00



## Chrome Shelving Accessories



### information box



- 1 Post
- 2 Shelf
- 3 Shelf Panel
- 6 Back Grid
- 7 Half Moon Shelf
- 8 End Shelf
- 9 Garment Rail
- 10 Utility Rail

Please call for more details on these products

Shelving &amp; Accessories

### Castors

For the safe movement of goods. (A wide range of castors can be fitted to make the trolleys and carts.)

Size	Capacity	Order	Price £
Braked Castors			
120mm	100kg	VR120BR	£11.20
75mm	70kg	VR75BR	£8.00
Unbraked Castors			
120mm	100kg	VR120UB	£9.60
75mm	70kg	VR75UB	£7.20



### 4. Shelf Dividers

Depth	Length	Order	Price £
170mm	305mm	VSD12	£3.60
170mm	355mm	VSD14	£4.00
170mm	460mm	VSD18	£4.40
170mm	610mm	VSD24	£5.60

### 5. Shelf Ledges

Depth	Length	Order	Price £
115mm	760mm	VSL30	£3.05
115mm	1220mm	VSL48	£4.40
115mm	1520mm	VSL60	£5.45
115mm	1820mm	VSL72	£6.00

### Special Shelves

Depth	Length	Order	Price £
27 Degree Sloping Shelves			
305mm	610mm	VSLT1224/27	£16.00
460mm	915mm	VSLT1836/27	£23.20
460mm	1220mm	VSLT1848/27	£28.80
Wine Shelf			
355mm	915mm	VW1436	£14.40
Lipped Shelves			
460mm	915mm	VELS1836	£17.60
460mm	1220mm	VELS1848	£23.20



Sloping Shelf



Wine Shelf



Lipped Shelf

### Security Cages

- Designed for use with chrome wire shelving
- Unit fitted with 2 hinged lockable doors (padlock not provided)
- Hard wearing nickel chrome finish
- Supplied with 3, 4 or 5 shelves (including top and bottom)
- Static units can be made mobile with 120mm swivel castors see page 33
- Security mesh panels are on a 50 x 30mm grid
- 2 sizes of units available: 460 x 915 x 1625mm high or 460 x 1220 x 1625mm high



### Security Cage Unit

Creates an easy to order complete bay of secure storage. It includes a complete bay of shelving with the added security cage kit. Castors sold separately see page 33 for details. Units delivered fully assembled.

Size	Order	Price £
Complete 3 Tier Units		
460 x 1220 x 1770mm (with castors)	VMSC31848	£405.60
460 x 915 x 1770mm (with castors)	VMSC31836	£361.60
460 x 1220 x 1625mm (without castors)	VESC31848	£364.00
460 x 915 x 1625mm (without castors)	VESC31836	£320.00
Complete 4 Tier Units		
460 x 1220 x 1770mm (with castors)	VMSC41848	£428.80
460 x 915 x 1770mm (with castors)	VMSC41836	£379.20
460 x 1220 x 1625mm (without castors)	VESC41848	£387.20
460 x 915 x 1625mm (without castors)	VESC41836	£337.60

### Mesh Security Cage Kit

Designed to change a complete bay of wire shelving into secure storage. The kit includes side and back mesh panels, hinged lockable doors and all fittings (excluding posts and shelves).

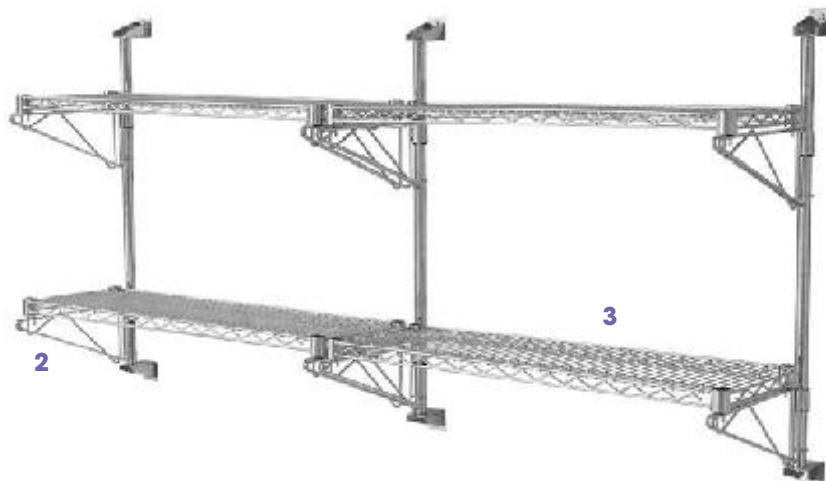
Size	Order	Price £
Security Kits for use with static bays (castors sold separately)		
460 x 1220mm	VSEC1848	£265.60
460 x 915mm	VSEC1836	£238.40

### Wall Shelving Units

Create extra storage space with our chrome wall units

Each kit includes:

- 2 x 610mm high wall posts and fixing brackets
- shelf/shelves
- 2 support arms for each shelf



### Single Shelf Level

Shelf Width	305mm Deep		355mm Deep		460mm Deep	
	Order	Price £	Order	Price £	Order	Price £
760mm	VCW30076/1	£36.80	VCW35076/1	£44.00	VCW46076/1	£47.20
915mm	VCW30091/1	£37.60	VCW35091/1	£45.60	VCW46091/1	£49.60
1220mm	VCW30122/1	£40.00	VCW35121/1	£50.40	VCW46076/1	£55.20

### information box

- 1 Post & Wall Fixings
- 2 Shelf Support (Single)
- 3 Standard Shelf

### 2 Shelf Levels

Shelf Width	305mm Deep		355mm Deep		460mm Deep	
	Order	Price £	Order	Price £	Order	Price £
760mm	VCW30076/2	£60.80	VCW35076/2	£75.20	VCW46076/2	£81.60
915mm	VCW30091/2	£62.40	VCW35091/2	£78.40	VCW46091/2	£86.40
1220mm	VCW30122/2	£67.20	VCW35121/2	£88.00	VCW46122/2	£97.60