

Adaptive Engineering Solutions Ltd.




Exciting times are ahead as Gordon Mucklow takes over the reins as Managing Director of Adaptive Engineering Solutions Ltd. Based in Newport, Isle of Wight, the firm provides computer-aided engineering analysis and design solutions. 3D scanning is also available. With several projects already successfully completed this year, it looks set to be a busy time ahead.


“I'm excited to find more opportunities to help develop and improve components, products and processes, ensuring positive outcomes for our Clients.

With my expert team, we have a great breadth of experience in making components stronger, lighter, cheaper, smaller, longer-life and more reliable. Our customer focus provides the flexibility to support companies of all sizes from micro to multinational in many different industries.

If you have a potential project in mind, please do get in touch for advice on how analysis and design improvement could save you time and money, and perhaps also gain better returns.”

Gordon Mucklow Managing Director

 Willow Barn, Long Lane, Newport,
Isle of Wight. PO30 2NW
 +44 (0)1983 550 480
+44 (0) 7722047888
 gm@aesolutions-ltd.com
 www.aesolutions-ltd.com



Read all about
the **NEW**
future on our
website.

Editor's note:

Adaptive Engineering Solutions Ltd. started business in 2012, and were based in the Innovation Centre, in Newport, IOW. Supporting local businesses, as well as some more established international clients, with engineering analysis and design activities.

In 2015 they received Solent LEP grant funding to purchase 3D scanning equipment to support their engineering activities.

November 2019 saw the business move to premises on the outskirts of Newport to allow for their planned growth and dedicated scanning facilities.

High resolution images of the premises, and previous press releases, are available should they be required. Please don't hesitate to get in touch to request these.