
















Designers & manufactures of specialist lighting




Spectrum LED Pro Spotlights















S154

 Lamp	Integral LED	 Adjustment	90°	 Height	See below
 Wattage	1.5W @ 350mA	 Class	Class III	 Fixing	See below
 LED	See below for appearances	 Material	Brass		
 Voltage	3.6V	 Diameter	25mm		
 Rotation	350°	 Finish	See below		















S152

 Lamp	Integral LED	 Adjustment	90°	 Height	See below
 Wattage	1.5W @ 350mA	 Class	Class III	 Fixing	See below
 LED	See below for appearances	 Material	Brass		
 Voltage	3.6V	 Diameter	25mm		
 Rotation	350°	 Finish	See below		



S144

 Lamp	Integral LED	 Adjustment	90°	 Height	See below
 Wattage	3.0W @ 700mA	 Class	Class III	 Fixing	Face fix
 LED	See below for appearances	 Material	Brass		
 Voltage	3.6V	 Diameter	25mm		
 Rotation	350°	 Finish	See below		



S142					
Lamp	Integral LED	Adjustment	90°	Height	See below
Wattage	3.0W @ 700mA	Class	Class III	Fixing	Face fix
LED	See below for appearances	Material	Brass		
Voltage	3.6V	Diameter	25mm		
Rotation	350°	Finish	See below		



Spectrum LV Pro Tube Extensions	
Diameter	7mm
Length	100mm to 1075mm max
Material	Brass
Finish	Available in White, Black, Polished Chrome, Polished Brass or Brushed Chrome
Info	Can easily be cut to length with tube cutter or hacksaw

Spectrum LED Pro Control Gear

350mA Constant Current

Code	Description	No. of Spotlights
LED/350-3L	350mA 3W LED Driver	1 to 2
LED/350-12L	350mA 12W LED Driver	2 to 8
LED/350-18L	350mA 18W LED Driver	4 to 12

700mA Constant Current

Code	Description	No. of Spotlights
LED/700-3L	700mA 3W LED Driver	1
LED/700-12L	700mA 12W LED Driver	2 to 4
LED/700-18L	700mA 18W LED Driver	2 to 6
LED/700-36L	700mA 36W LED Driver	4 to 12



IMPORTANT - Constant current LED Drivers **MUST** be wired with series connections. Please consult data sheets supplied with the products for wiring instructions.



Rear Fix - RF	
Diameter	20mm
Height	25mm
Fixing	M10 Thread
Cut Out	11mm
Material	Brass
Mount	Vertical / Horizontal



Face Fix - FF	
Diameter	30mm
Height	25mm
Fixing	Surface Mount
Cut Out	7mm
Material	Brass
Mount	Vertical / Horizontal




Ceiling Plate - CP	
Diameter	54mm
Height	20mm
Fixing	Surface Mount
Cut Out	N/A
Material	Steel / Brass
Mount	Vertical / Horizontal



Surface Mount - SM	
Diameter	25mm
Height	15mm
Fixing	Surface Mount
Cut Out	N/A
Material	Brass
Mount	Vertical / Horizontal



Display Clamp - DC	
Width	37mm
Height	70mm
Fixing	Clamp (Range 5mm to 49mm)
Cut Out	N/A
Material	Plastic
Mount	Vertical / Horizontal



Exhibition Clamp - EC	
Width	20mm
Height	60mm
Fixing	Clamp (Range 8mm to 38mm)
Cut Out	N/A
Material	Steel
Mount	Vertical / Horizontal

How To Order

Order Codes				
Spectrum LED Pro Spotlight	LED Appearance	Tube Extension Overall Length	Base / Fixing	Finishes
S154, S152	Cool White (6000 - 6500k) - CW	100mm to 1075mm	Rear Fix - RF	White - 01
S144, S142	Neutral White (4000 - 4500k) - NW		Front Fix - FF	Black - 02
	Warm White (3000 - 3500k) - WW		Ceiling Plate - CP	Polished Chrome - 03
			Surface Mount - SM	Polished Brass - 04
			Display Clamp - DC	Brushed Chrome - 05
			Exhibition Clamp - EC	

Please select one reference number from each category. For example - S154.NW.300.RF.03